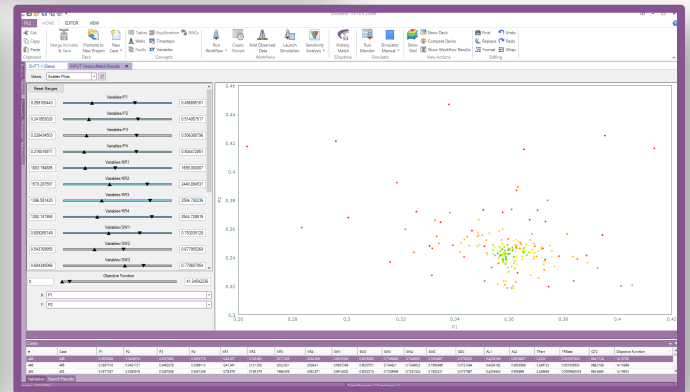
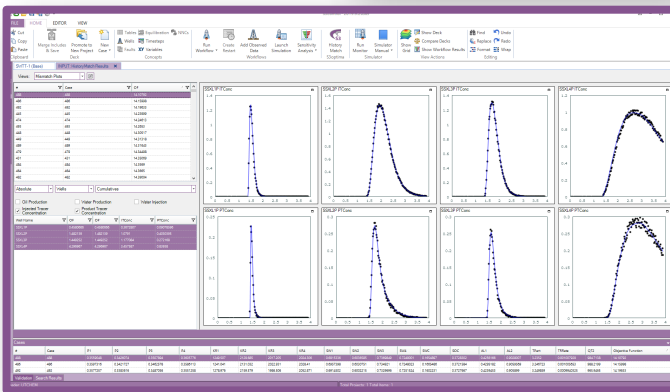


The S3optima logo consists of two overlapping, curved, purple and grey shapes that resemble stylized wings or a swoosh. Below these shapes, the text 'S3optima' is written in a large, black, sans-serif font.

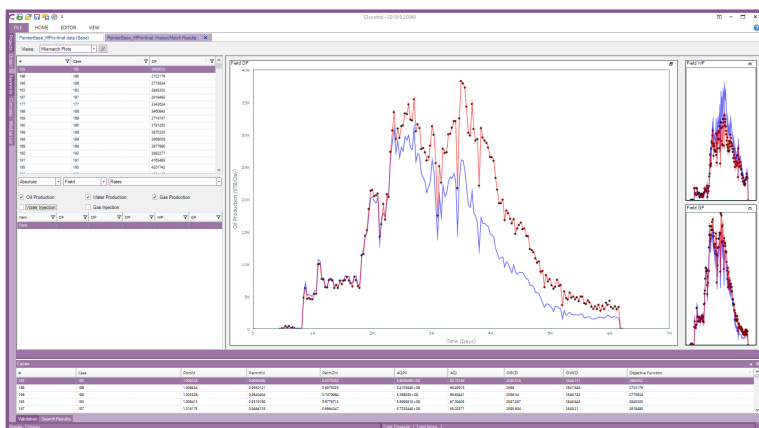


- **Easy to use and set up runs**
- **Powerful**
- **Cost-effective**
- **Find matches in fewer runs**

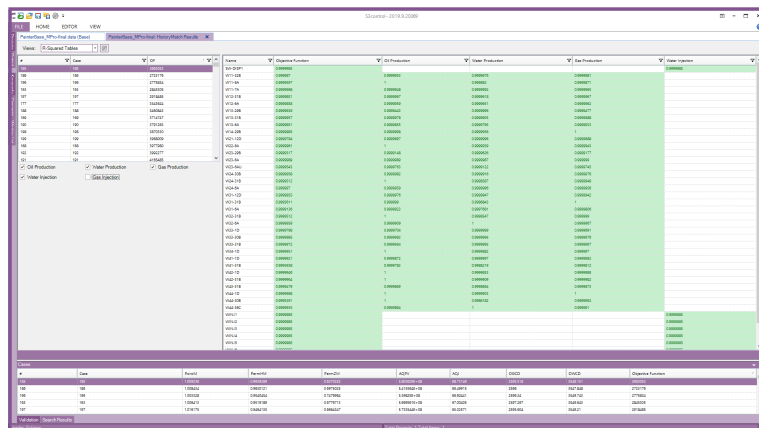
S3optima is an assisted history matching tool which is easy to use, powerful, fast and cost-effective. It allows engineers to set-up history matching workflows by means of its observed data import wizard and via its simple dialogue box driven process to add parameters, set weights and define objective functions. Various matching strategies can be employed and tailored depending on the situation.

BENEFITS

- Simple to use
- Powerful
- Cost-effective
- Finds matches with fewer runs



View history match progress



Examine R² for each well

| Name | Alias (Optional) | Base | Type | Log Scale | Minimum | Maximum |
|------------------|------------------|----------------------|------|--------------------------|---------|---------|
| Variables/P1 | P1 | 0.25 | Real | <input type="checkbox"/> | 0.1 | 0.7 |
| Variables/P2 | P2 | 0.25 | Real | <input type="checkbox"/> | 0.1 | 0.7 |
| Variables/P3 | P3 | 0.25 | Real | <input type="checkbox"/> | 0.1 | 0.7 |
| Variables/P4 | P4 | 0.25 | Real | <input type="checkbox"/> | 0.1 | 0.7 |
| Variables/KR1 | KR1 | 2000 | Real | <input type="checkbox"/> | 500 | 3000 |
| Variables/KR2 | KR2 | 2000 | Real | <input type="checkbox"/> | 500 | 3000 |
| Variables/KR3 | KR3 | 2000 | Real | <input type="checkbox"/> | 500 | 3000 |
| Variables/KR4 | KR4 | 2000 | Real | <input type="checkbox"/> | 500 | 3000 |
| Variables/SW1 | SW1 | 0.782000005245209 | Real | <input type="checkbox"/> | 0.4 | 0.9 |
| Variables/SW2 | SW2 | 0.714999973729966 | Real | <input type="checkbox"/> | 0.4 | 0.9 |
| Variables/SW3 | SW3 | 0.8205000007152657 | Real | <input type="checkbox"/> | 0.4 | 0.9 |
| Variables/SW4 | SW4 | 0.819999992847443 | Real | <input type="checkbox"/> | 0.4 | 0.9 |
| Variables/SWC | SWC | 0.25 | Real | <input type="checkbox"/> | 0.1 | 0.4 |
| Variables/SOC | SOC | 0.5 | Real | <input type="checkbox"/> | 0.1 | 0.6 |
| Variables/AL1 | AL1 | 0.5 | Real | <input type="checkbox"/> | 0 | 1 |
| Variables/AL2 | AL2 | 0.5 | Real | <input type="checkbox"/> | 0 | 1 |
| Variables/TRPart | TRPart | 4.05000019073486 | Real | <input type="checkbox"/> | 0 | 10 |
| Variables/TRRate | TRRate | 0.000708839972503483 | Real | <input type="checkbox"/> | 0 | 0.002 |
| Variables/GT2 | GT2 | 1435 | Real | <input type="checkbox"/> | 700 | 1435 |

Simple parameter set-up



Compare simulation data with observations

KEY FEATURES

- Works with Meteor, UTCHEM, Eclipse and ECHELON (other simulators coming soon)
- Can find solutions with a large number of parameters
- Results can be analysed as the workflow is in progress
 - Early assessment, termination and modification is simple
 - Detailed results view to identify problem areas
- Histogram, mismatch and scatter plots, along with R² tables
- Matches against all production, injection, concentration and pressure data
- Standalone execution or HPC/LSF systems
- Unit conversions handled automatically
- Easy creation and adjustment of objective functions
- Uses Particle Swarm Optimisation, Differential Evolution or Bayesian Optimisation
- Can handle specialised workflows such as core floods or tracer tests

